

Auction / Lottery Block Bonanza

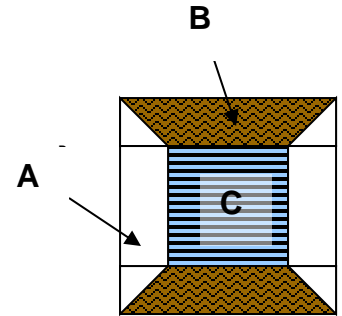
Spool of Thread Block Due October 19, 2020

You can make **one** block for auction **OR** you can make **two blocks** and be eligible for the lottery block drawing! The drawing to win the second set of blocks will be held during the Guild meeting on the night of the block due date.

Due:	October 19, 2020 at the Guild meeting.
Pattern:	Spool of Thread
Block Size:	(7½" x 7½") with seam allowances or (7" x 7") finished

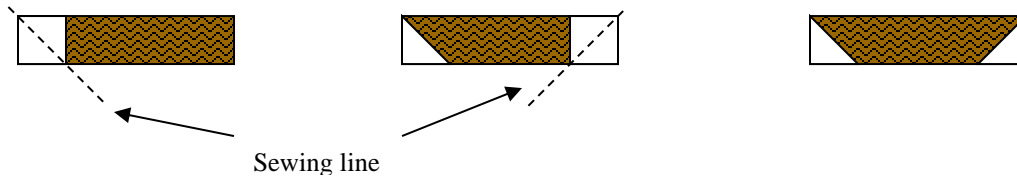
Cutting Instructions below for **ONE** block

Fabric	Color / Fabric	Cutting Instructions
A	Off-white/Ecru Background	Cut (2) 2" squares Cut (2) 2" x 4 ½" rectangles
B	Solid, tone-on-tone	Cut (2) 2" x 7 ½" rectangles
C	Striped fabric	Cut (1) 4 ½" square




Sewing Instructions:

1. Draw a diagonal line on the wrong side of the background 2" squares. Sew 2 squares on each end of spool strips making sure that the seams create a "spool end" (see diagram).

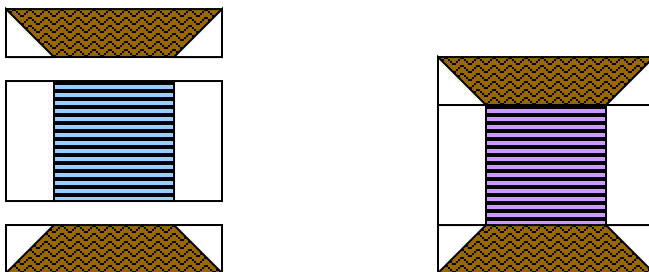


2. Press and trim excess fabric.

3. Sew 2" x 4 ½" background strip to each side of the striped 4 ½" square fabric – **making sure that the "thread lines" are going in across the block** (see diagram). Press seams towards center square.



4. Sew spool ends to center "thread" section as shown below.



Make lots of different color spools of thread!