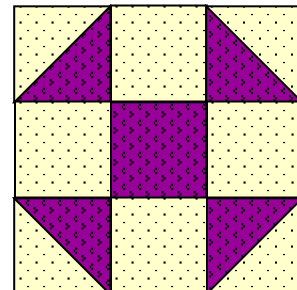


Auction / Lottery Block Bonanza SHOOFLY BLOCK - DUE April 19, 2021

You can make **one** block for auction **OR** you can make **two blocks** and be eligible for the lottery block drawing! The drawing to win the second set of blocks will be held during the Guild meeting on the night of the block due date.

Due:	April 20, 2020 at the Guild meeting.
Pattern:	Shoofly
Block Size:	8" x 8" with seam allowances or 7½" x 7½" finished
Colors:	Pastel solid or tone-on-tone Background, Pastel prints for Shoofly

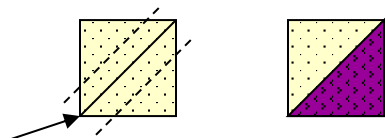


Cutting instructions for **ONE** block:

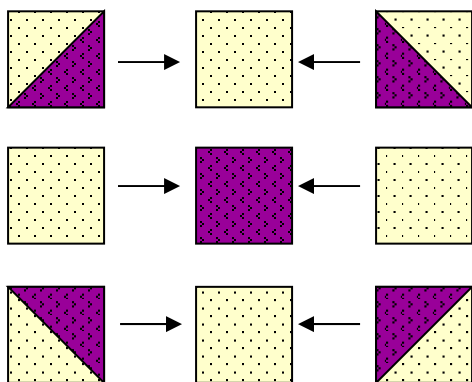
Color / Fabric	Number to Cut	Size
Shoofly – Pastel prints	2	3½" squares
	1	3" squares
Background – Pastel solid or tone-on-tone	2	3½" squares
	4	3" squares

Sewing instructions:

1. Mark a diagonal line on wrong side of 3½" background squares.
Place background and print fabric squares together, right sides facing each other. Stitch 1/4" on either side of diagonal mark. Cut between stitching; press toward print fabric; trim to 3" square.



2. Lay out the pieces and sew rows together.



3. Join rows to create block.

