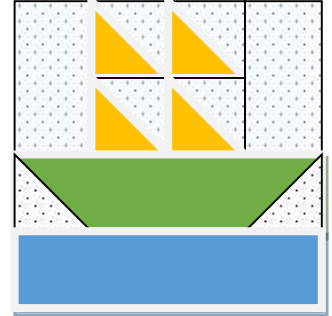


Auction / Lottery Block Bonanza

Sailboat Block Due July 21, 2021

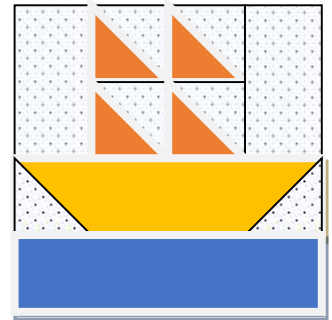
You can make **one** block for auction **OR** you can make **two blocks** and be eligible for the lottery block drawing! The drawing to win the second set of blocks will be held during the Guild meeting on the night of the block due date.

Due:	Monday July 21, 2021 at the Guild Meeting
Pattern:	Sailboat Block
Block Size:	(12½" x 12½") with seam allowances or (12" x 12") finished
Colors:	Light color for sky Blue for water Your choice for boat and sails



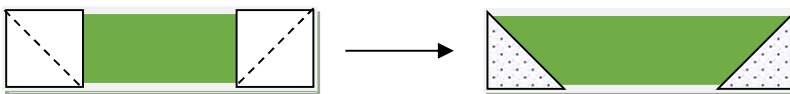
Cutting Instructions for **ONE** block:

Color	Number to cut	Size
Sky	2	3 ½" X 6 ½" rectangle
	2	3 ½" square
	2	4" squares
Sails	2	4" squares
Boat	1	3 ½" x 12 ½" rectangle
Water	1	3 ½" x 12 ½" rectangle

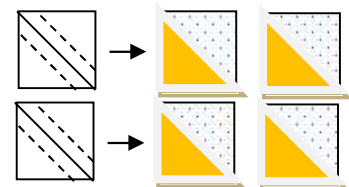


Sewing Instructions for ONE block:

- Place a white square on each left corner of the boat rectangle. Sew diagonally as shown. Trim and press to the boat fabric.



- Mark a diagonal line on wrong side of both 4" white squares. Place right sides together with the sail fabric and stitch ¼" on either side of diagonal mark. Cut between stitching; press toward sail fabric; trim to 3-1/2" square.



- Layout the block and stitch pieces together. The block should measure 12 ½" X 12 ½" unfinished.

