


Auction / Lottery Block Bonanza Four Patch Flower

Make **one** block for auction **OR** make **two blocks** and be eligible for the lottery block drawing! The drawing to win the second set of blocks will be held during the Guild meeting on the night of the block due date.

Due:	March 18, 2024 at the Guild meeting.
Pattern:	Four Patch Flower
Block	(8½" x 8½") with seam allowances or
Size:	(8" x 8") finished
Colors:	Spring flower colors, Green background

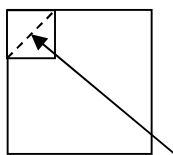


Cutting Instructions below for **ONE** block

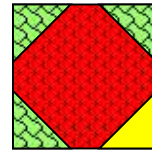
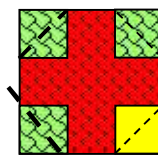
Fabric	Color / Fabric	Cutting Instructions
A	Green Background (leaf)	Cut (12) 2 " squares
B	Yellow (flower center)	Cut (4) 2 " squares
C	Flower fabric	Cut (4) 4 ½ " squares

Sewing Instructions:

1. Draw a diagonal line on the wrong side of the 2" squares. Sew 3 green and 1 yellow on each "flower" square on opposite corners (see diagram).



Sewing Line



2. Trim away excess fabric leaving a ¼ " past the seam and press towards the corner.
3. Assemble blocks as shown below with squares to create flower block.

